

Archdiocese of St. Louis
St. Pius V (St. Louis)

2022 ▾

[DMI](#)

[Data Snapshot](#)

[Parish Profile](#)

Strengths & Opportunities

Questions for which your parish had the strongest positive and negative results based on strongly agree or high frequency

2022 ▾

(Optional) Filter the responses to this question by a particular demographic by selecting a question and associated response below

Select a question ▾

Select a response ▾

Hide data with low responses

Strengths

Top 3 by Highest Percentage Strongly Agree

Belief: Eucharist is body/blood of Christ

Show table



Recommend Parish

Show table



Belief: Scripture is word of God

Show table



Legend

- I Do Not Know
- Strongly Disagree
- Disagree
- Neither Agree nor Disagree
- Agree
- Strongly Agree

Top 3 by Highest Percentage Monthly or More Often

Frequency: Mass attendance

Show table



Frequency: Individual prayer time

Show table



Frequency: Prayed with someone

Show table



Legend

- Never
- Once or Twice a Year
- Quarterly
- Monthly
- Weekly
- Daily
- Group Daily, Weekly & Monthly

Opportunities

Top 3 by Lowest Percentage Strongly Agree

Conversations: Sharing personal story

Show table




Legend

- Strongly Disagree
- Disagree
- Neither Agree nor Disagree
- Agree
- Strongly Agree

Conversations: Confidence in teachings

Show table



Conversations: Sharing story of Jesus


Show table



Top 3 by Lowest Percentage Monthly or More Often

Frequency: Invited man to priesthood

Show table




Legend

- Never
- Once or Twice a Year
- Quarterly
- Monthly
- Weekly
- Daily
- Group Daily, Weekly & Monthly

Frequency: Retreat

Show table



Frequency: Invited another to religious life

Show table

